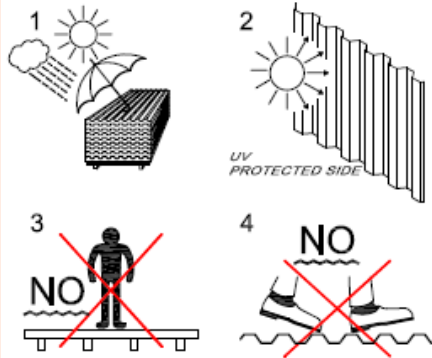
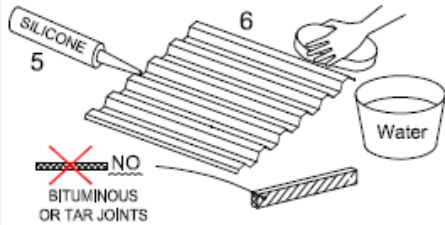


### TECHNICAL RECOMMENDATIONS:



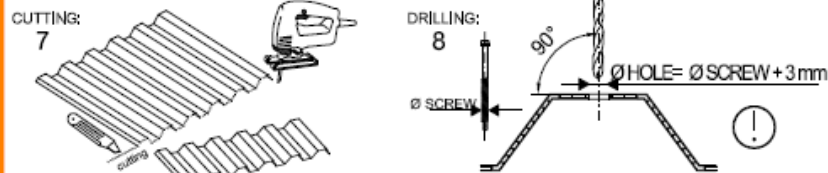
1. PROTECT THE SHEETS BY THE SUN AND RAIN
2. INSTALL THE SHEETS ALWAYS WITH THE UV PROTECTED LAYER FACING OUTWARDS
3. MULTIWALL POLYCARBONATE SHEETS CAN NOT BE WALKED UPON
4. DO NOT WALK ONTO THE SHEETS AT ANY TIME. FOLLOW SAFETY REGULATIONS AND SAFE METHODS OF INSTALLATION

POLYCARBONATE SUFFER THE CHEMICAL ATTACK OF SOME PRODUCTS, THEREFORE:

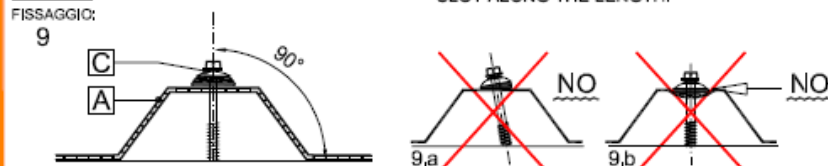


5. USE ONLY COMPATIBLE CLEAR SILICONE FOR THE SEALING
6. USE ONLY WATER AND MILD DETERGENTS FOR THE CLEANING

THE SHEETS ARE SUPPLIED TO THE EXACT LENGTH REQUIRED WITH THERMOSEALED ENDS

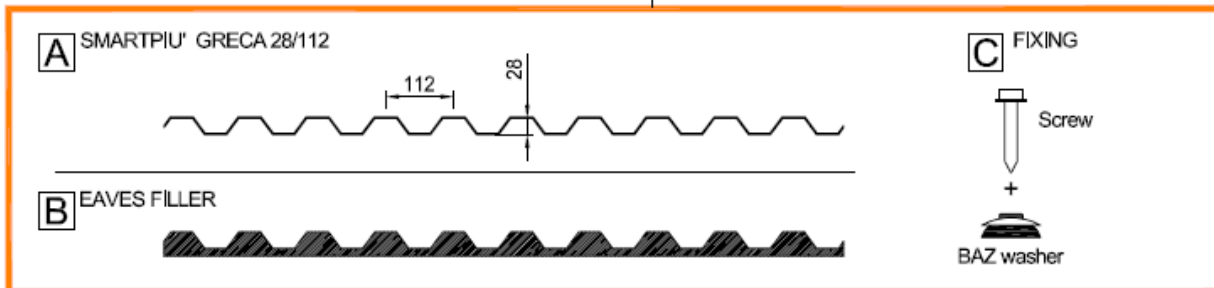
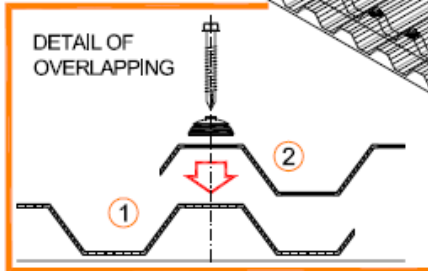
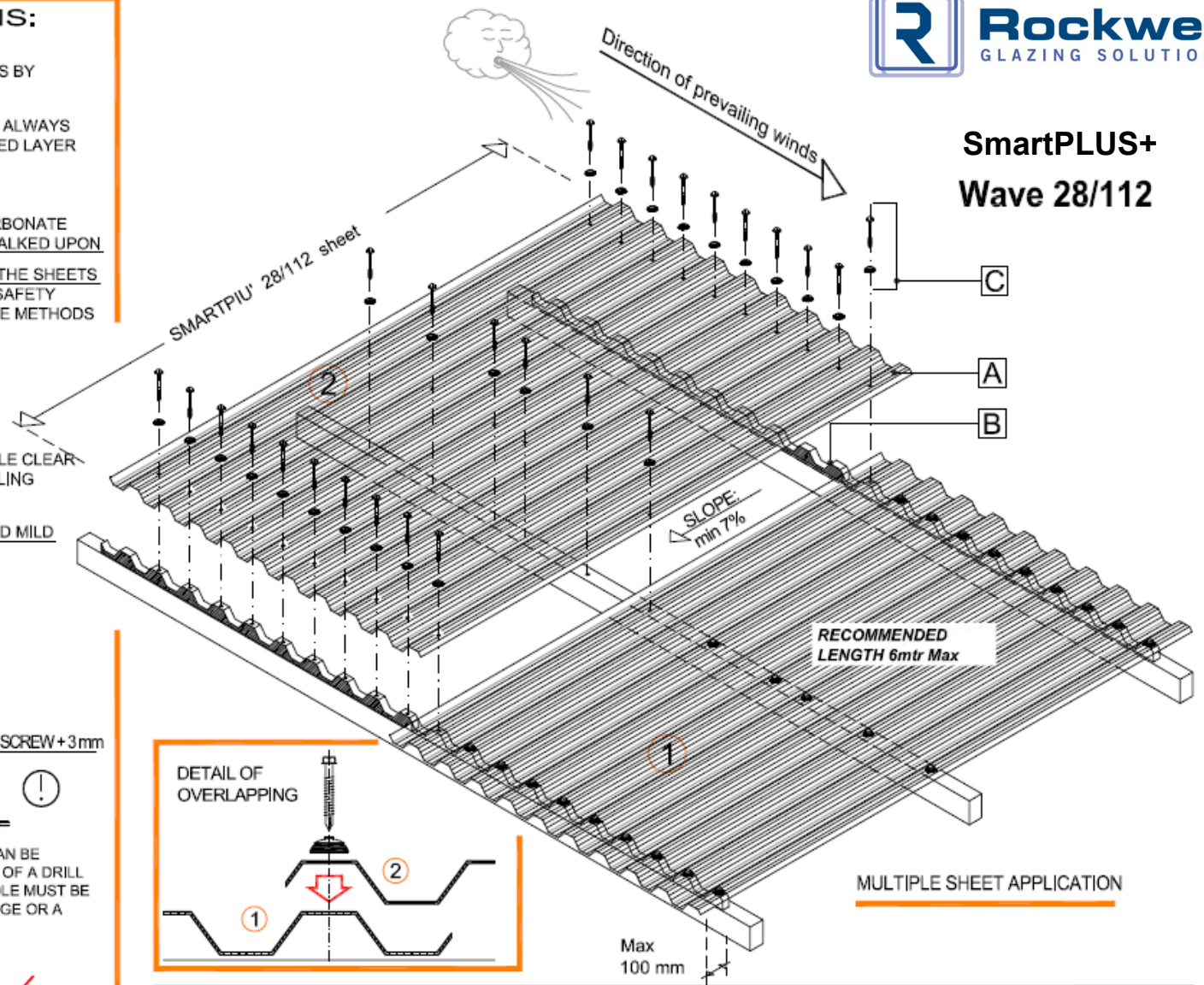


7. CUTTING OF THE SHEETS CAN BE EXECUTED ON SITE BY MEANS OF A HACK SAWING MACHINE (1) OR OF A CUTTER (2). SEAL THE OPEN CELLS AFTER THE CUTTING
8. DRILLING OF THE SHEETS CAN BE EXECUTED ON SITE BY MEANS OF A DRILL AND SUITABLE HEADS. THE HOLE MUST BE 3mm WIDER THAN SCREW GAUGE OR A SLOT ALONG THE LENGTH.



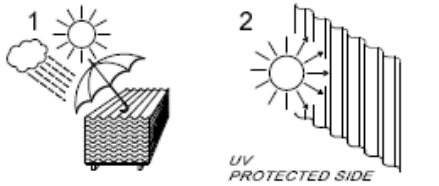
- 9.a THE FIXING MUST BE EXECUTED PERPENDICULAR TO THE SHEET
- 9.b DO NOT OVERTIGHTEN THE SCREWS SO AS TO NOT DAMAGE THE SHEET AT THE FIXING POINT

10. LOADINGS AND SPACINGS CHECK OUR TECHNICAL LITERATURE TO DETERMINE LOADING AND SPACING OF THE WHOLE SYSTEM

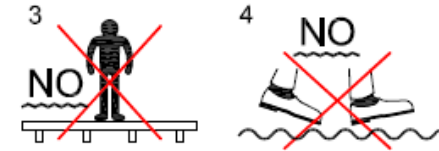


# SmartPLUS+ Wave 76/18

## TECHNICAL RECOMMENDATIONS:

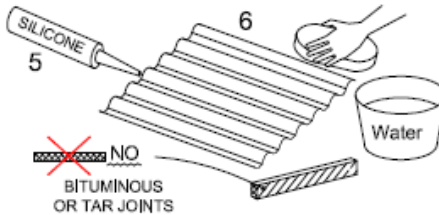


1. PROTECT THE SHEETS BY THE SUN AND RAIN
2. INSTALL THE SHEETS ALWAYS WITH THE UV PROTECTED LAYER FACING OUTWARDS



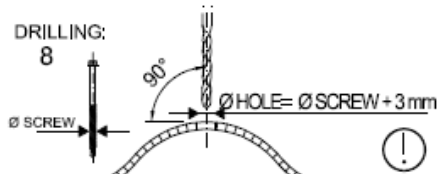
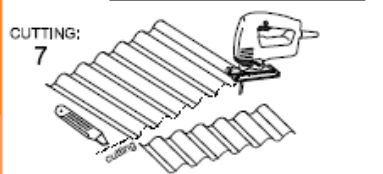
3. MULTIWALL POLYCARBONATE SHEETS CAN NOT BE WALKED UPON
4. DO NOT WALK ONTO THE SHEETS AT ANY TIME, FOLLOW SAFETY REGULATIONS AND SAFE METHODS OF INSTALLATION

POLYCARBONATE SUFFER THE CHEMICAL ATTACK OF SOME PRODUCTS, THEREFORE:



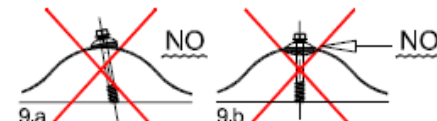
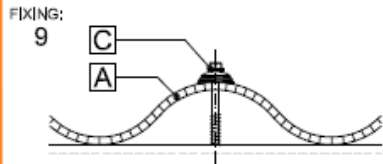
5. USE ONLY COMPATIBLE CLEAR SILICONE FOR THE SEALING
6. USE ONLY WATER AND MILD DETERGENTS FOR THE CLEANING

THE SHEETS ARE SUPPLIED TO THE EXACT LENGTH REQUIRED WITH THERMOSEALED ENDS



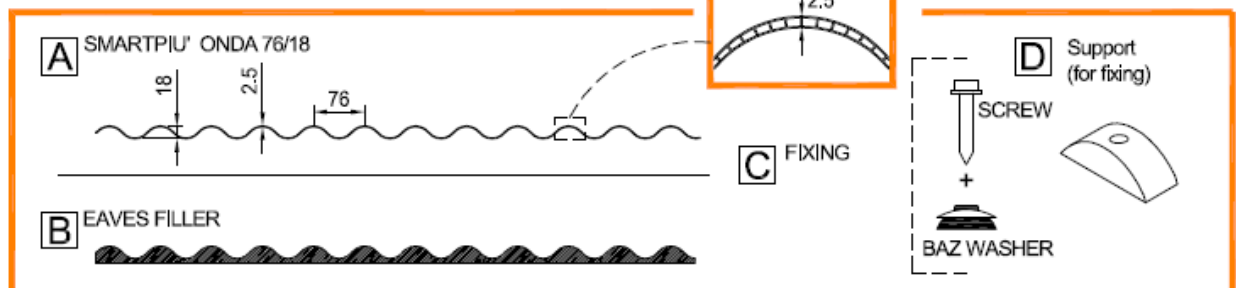
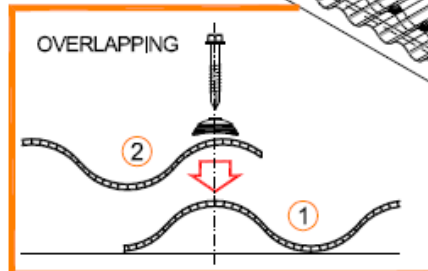
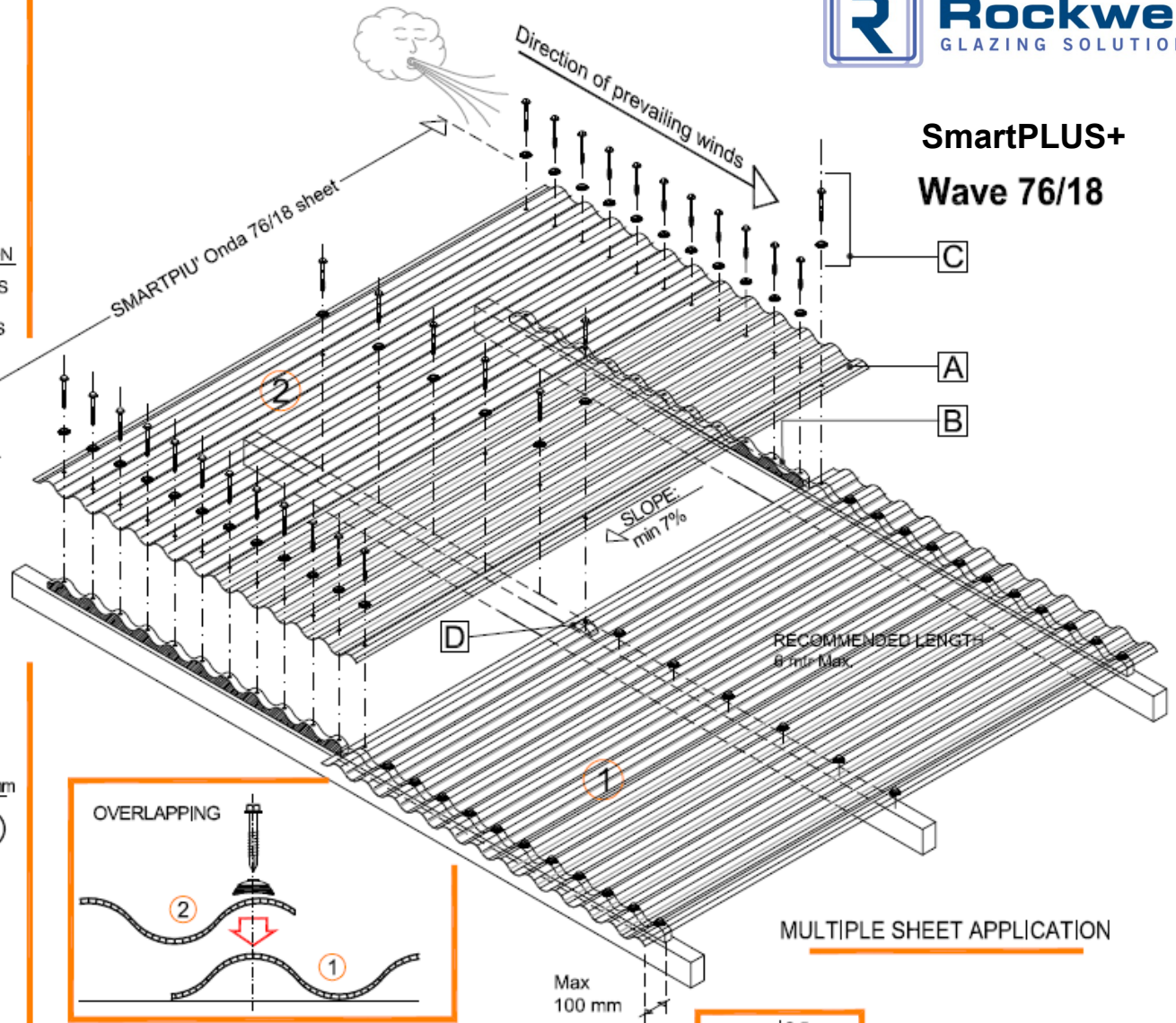
7. CUTTING OF THE SHEETS CAN BE EXECUTED ON SITE BY MEANS OF A HACK SAWING MACHINE (1) OR OF A CUTTER (2). SEAL THE OPEN CELLS AFTER THE CUTTING.

8. DRILLING OF THE SHEETS CAN BE EXECUTED ON SITE BY MEANS OF A DRILL AND SUITABLE HEADS. THE HOLE MUST BE 3mm WIDER THAN SCREW GAUGE OR A SLOT ALONG THE LENGTH



- 9.a THE FIXING MUST BE EXECUTED PERPENDICULAR TO THE SHEET
- 9.b DO NOT OVERTIGHTEN THE SCREWS SO AS TO NOT DAMAGE THE SHEET AT THE FIXING POINT


10. LOADINGS AND SPACINGS CHECK OUR TECHNICAL LITERATURE TO DETERMINE LOADING AND SPACING OF THE WHOLE SYSTEM



### TECHNICAL RECOMMENDATIONS:

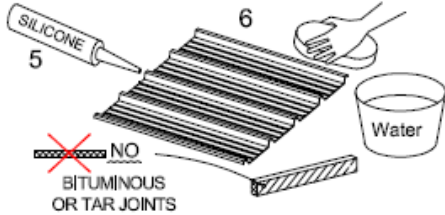


1. PROTECT THE SHEETS BY THE SUN AND RAIN
2. INSTALL THE SHEETS ALWAYS WITH THE UV PROTECTED LAYER FACING OUTWARDS



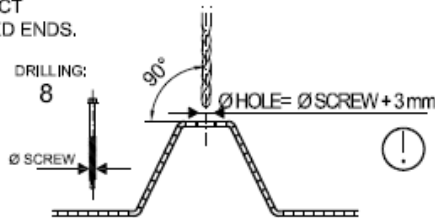
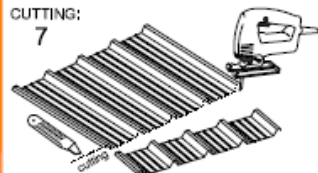
3. MULTIWALL POLYCARBONATE SHEETS CAN NOT BE WALKED UPON
4. DO NOT WALK ONTO THE SHEETS AT ANY TIME. FOLLOW SAFETY REGULATIONS AND SAFE METHODS OF INSTALLATION

POLYCARBONATE SUFFER THE CHEMICAL ATTACK OF SOME PRODUCTS, THEREFORE:



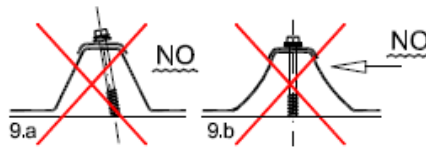
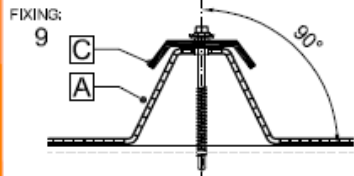
5. USE ONLY COMPATIBLE CLEAR SILICONE FOR THE SEALING
6. USE ONLY WATER AND MILD DETERGENTS FOR THE CLEANING

THE SHEETS ARE SUPPLIED TO THE EXACT LENGTH REQUIRED WITH THERMOSEALED ENDS.



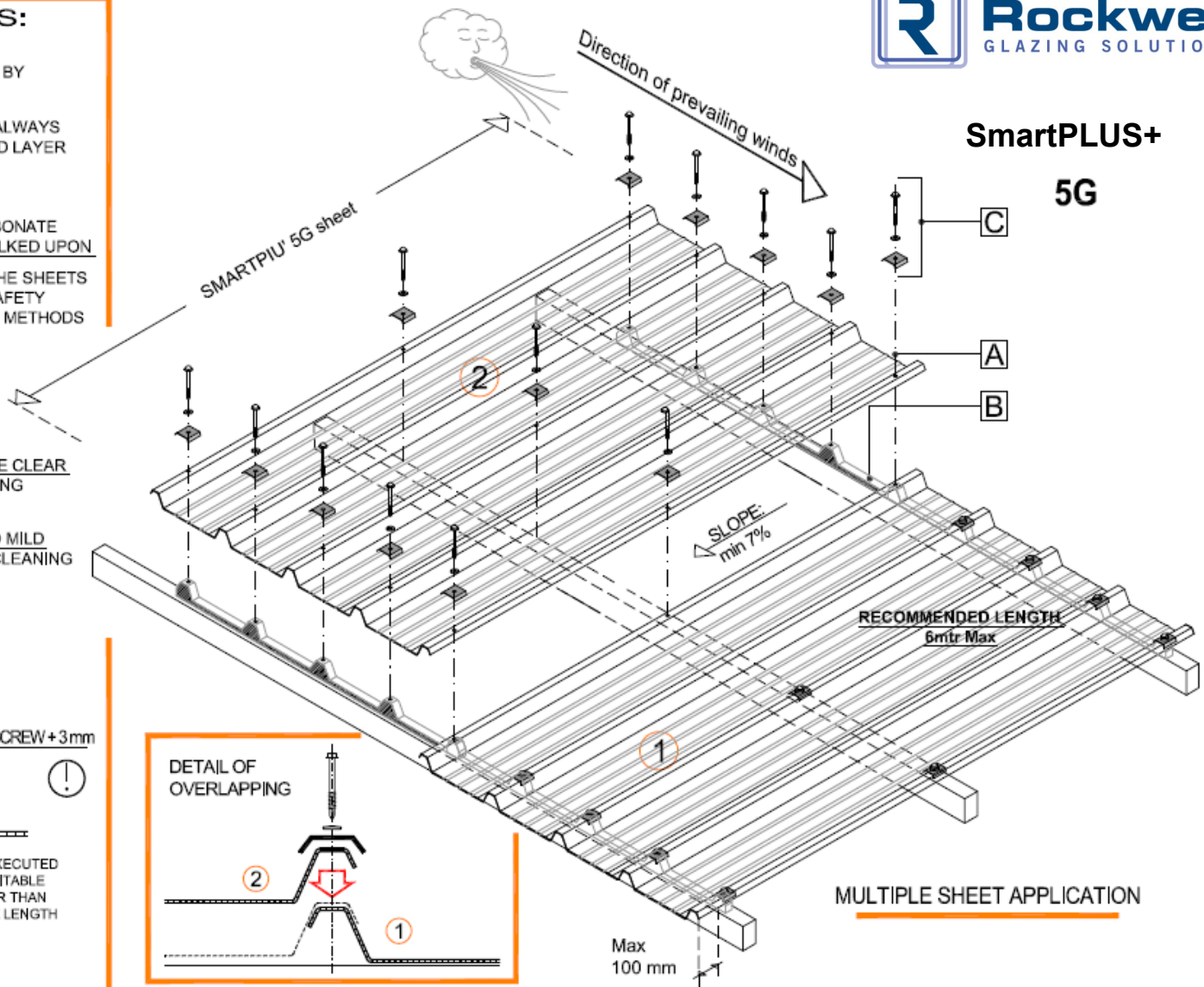
7. CUTTING OF THE SHEETS CAN BE EXECUTED ON SITE BY MEANS OF A HACK SAWING MACHINE (1) OR OF A CUTTER (2). SEAL THE OPEN CELLS AFTER THE CUTTING!

8. DRILLING OF THE SHEETS CAN BE EXECUTED ON SITE BY MEANS OF A DRILL AND SUITABLE HEADS. THE HOLE MUST BE 3mm WIDER THAN SCREW GAUGE OR A SLOT ALONG THE LENGTH



9.a THE FIXING MUST BE EXECUTED PERPENDICULAR TO THE SHEET  
9.b DO NOT OVERTIGHTEN THE SCREWS SO AS TO NOT DAMAGE THE SHEET AT THE FIXING POINT

10. LOADINGS AND SPACINGS CHECK OUR TECHNICAL LITERATURE TO DETERMINE LOADING AND SPACING OF THE WHOLE SYSTEM



**SmartPLUS+**  
**5G**

